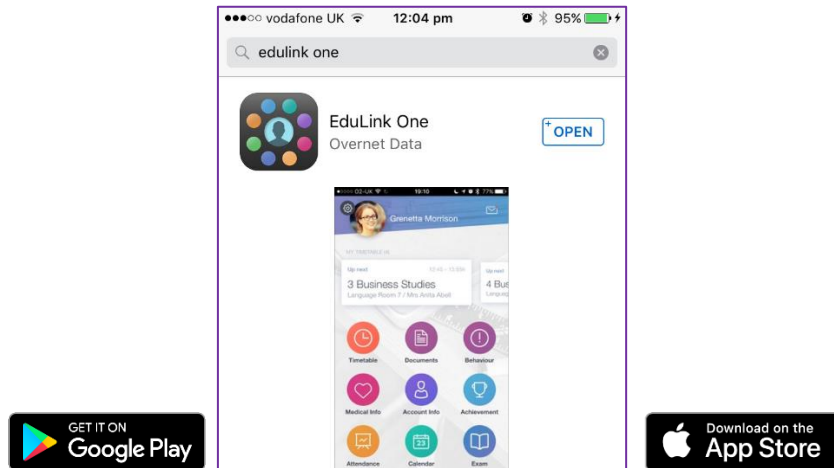




EduLink One Portal for Parents

How to Access the Portal (and Student Reports)

The most convenient way may be via the free App... search for EduLinkOne in the app store for your device.



Or you can use the address <https://hindehouse.edulinkone.com> in your internet browser on a computer.

Login

School ID: **hinde** We now send your username via email along with a link to set/reset your password.

On the App


On a Computer

Browse the current features

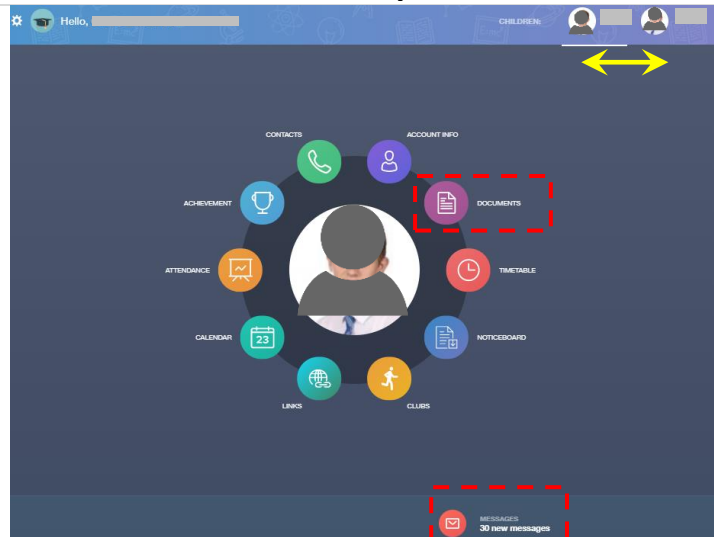
The **Student Reports** are found on the **Documents** Feature.

Note: this user has two children in school... you can switch between the two. You can also view Timetables, Attendance, key information (**Noticeboard**) and after school activities (**Clubs**). You can also **view messages and emails** sent from school. We will release more features in due course.

On the App



On a Computer



Student Reports (on the Documents feature)

The latest and previous reports can be viewed online or downloaded (PDF format) and printed.

