

REMOTE LEARNING


The School's VLE has general work set for each year group and for each subject. This does not need a log in to access. These resources can be found at:

www.vle.hindehouse.net


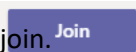
Your child can also follow their **normal daily timetable through Microsoft Teams**. All live lessons are available here, as are recordings of the lessons, class resources and any assignments that may be set by the teacher. Their lesson 'team' will also allow them to communicate with their subject teacher and ask for guidance and support.

Remote Learning

To access the daily lessons students must **log on into their Teams account**. This can be done through a web browser or downloading the Teams app.

- Go to www.office.com or open the Teams app.
- Click 'sign in'
- Enter your school email:- username@hindehouse.net
- Enter your school password:- Normal password for the school network and the VLE
- Click the Teams icon  (you can continue to use the web or download the desktop version)

Once in Teams

- Click the teams icon 
- Find your class/team, all live lessons and recordings can be found in the class thread, class materials are also available in the files section.
- When the teacher starts the session, simply click to  join.

During the lesson there are somethings that will help the session run smoothly

- Find a quiet place to take the session
- Mute your mic
- Pin the tutor screen
- Use captions if needed
- Turn off your camera
- Raise your hand if you want to talk
- Use the chat feature to ask questions

Remember normal school rules on behaviour and expectations apply regarding sessions and communications.

Any questions please email homelearning@hindehouse.net